

BUILT TO PROTECT.

LEARN MORE ABOUT + OUR PRODUCTS



www.peli.com



AVAILABLE IN 18 LANGUAGES!

www.pelicatalogue.com



www.peli.com/webinars



EMEA

EUROPE, MIDDLE EAST & AFRICA HEADQUARTERS

PELI PRODUCTS, S.L.U.
C/ Provença, 388 Planta 7
08025 • Barcelona, Spain
Tel +34 934 674 999
Fax +34 934 877 393
www.peli.com

FRANCE

PELI PRODUCTS FRANCE
S.A.S.
20/22 Rue des Petits Hôtels
75010 Paris, France
Tel +33 (0)1 44 83 95 63
Fax +33 (0)1 44 83 95 68
www.peli.com

UK

PELI HARDIGG UK
Unit 4, Brookfield Industrial Estate
Leacon Road
Ashford Kent TN23 4TU
Tel + 44 (0) 1233 895 895
Fax +44 (0) 1233 895 899
www.peli.com

U.S.A.

U.S.A. & GLOBAL HEADQUARTERS

23215 Early Avenue
Torrance, CA 90505 USA
Tel 310.326.4700
800.473.5422 (Outside CA)
Fax 310.326.3311
www.pelican.com

GERMANY

PELI PRODUCTS GERMANY GmbH
Düsseldorf Kö-Bogen
Business Center
Königsallee 2b, 5th Floor
40212 Düsseldorf, Germany
Tel +49 (0) 211 882 42 401
Fax +49 (0) 211 882 42 200
www.peli.com

UAE

PELICAN PRODUCTS FZE
JAFZA One Building A office 1511/1512
Jebel Ali Free Zone gate 5
P.O.Box 261008
Dubai – United Arab Emirates
Tel +971 4 8876550
Fax +971 4 8876549
www.pelican.com
www.peli.com

PELICAN HARDIGG

147 North Main Street
South Deerfield, MA 01373
Tel (800) 542 73 44
Fax (413) 665 8330
www.pelican.com

* We also have offices in Canada, Japan, China, Australia, South Korea and India

PELI 1 YEAR LIMITED GUARANTEE

Peli Products, S.L.U. ("Peli") guarantees its Remote Area Lighting Systems (RALS) against defects in materials and workmanship under normal use, service, and maintenance for a period of one year from the date of purchase. This warranty applies only to the original purchaser and is not transferable. All warranty claims of any nature are barred if the case has been altered, damaged or in any way physically changed, or subjected to abuse, misuse, negligence or accident.

For complete warranty details, see www.peli.com/warranty



REMOTE AREA LIGHTING SYSTEMS (RALS) CATALOGUE



HIGH OUTPUT
LEDS



BLUETOOTH ACTIVATION
MODELS



RECHARGEABLE
MODELS

PORTABLE LED WORKLIGHT SOLUTIONS

Follow us on:



©2017 Peli Products, S.L.U. All trademarks are registered and/or unregistered trademarks of Pelican Products, Inc., its subsidiaries and/or affiliates. All details included in this catalogue are correct when printed but for most updated information please visit www.peli.com and www.pelicatalogue.com.
Part No. 0030-ALS-001E JUN 17



Check out our 40 Years of Protection video:



TABLE + OF CONTENTS

9455Z0 RALS SPECIFICATIONS	2-3
PELI RALS RANGE	4-6
SPECIFICATIONS & ACCESSORIES	7



NEW! 9455Z0 RALS

PELI'S FIRST ATEX ZONE 0 (CAT. 1) APPROVED RALS

+ THE DANGER ZONE NEVER LOOKED SO BRIGHT

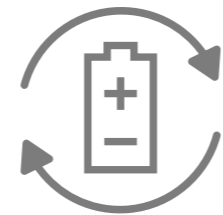
Now you can take remote area lighting to hazardous areas around the globe. The Peli™ 9455Z0 RALS is our first area light that's ATEX Zone 0 (Cat. 1) approved allowing you to work where flammable gases, vapors or liquids are present.



Weighing in at 7,3 kg and completely collapsible, the Peli™ 9455Z0 RALS is easy to carry and set up for the next task.

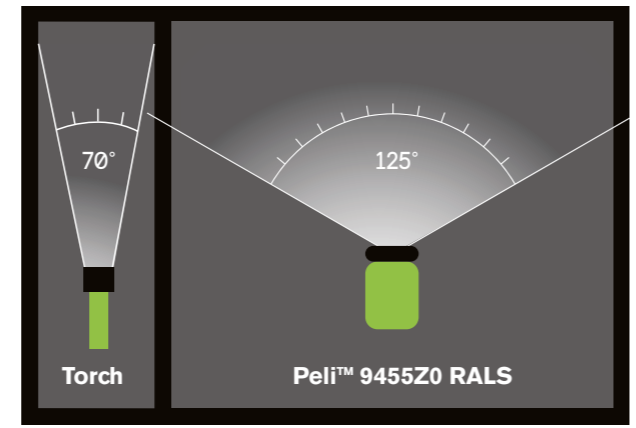
+ CHARGED FOR YOUR ENTIRE WORK SHIFT

Powered by a NiMH battery, the Peli™ 9455Z0 RALS extracts 10 hours on a single charge, while also maintaining peak brightness on the job. You'll never be caught in the dark- the flashing low battery warning gives you 30 minutes of reserve light.



+ SEE EVERY NOOK AND CRANNY

The Peli™ 9455Z0 RALS projects a 125° beam spread that can help prevent workplace injuries. Conventional torches produce a narrow beam lighting up only small concentrated areas. The 125° beam spread from the Peli™ 9455Z0 RALS lights up the entire work area so you see the work at hand and the peripheral hazards around you, leading to better situational awareness.




+ UNCOMPROMISING OUTPUT

Most safety certified lights use lower lumens to minimise heat generated by the lamp module. The result is a dimmer light and unsafe work areas. The Peli™ 9455Z0 RALS delivers on all cylinders without compromise. Our engineers developed the Peli™ 9455Z0 RALS to output up to 1600 lumens of clean, bright light that meets hazardous area requirements at the same time.



+ IT ADJUSTS TO YOUR WORK

From confined spaces to tight manholes, nothing stops the Peli™ 9455Z0 RALS from illuminating the work site. And with an adjustable mast that reaches 80 cm high and a head that rotates 360°, you have full control of the light.

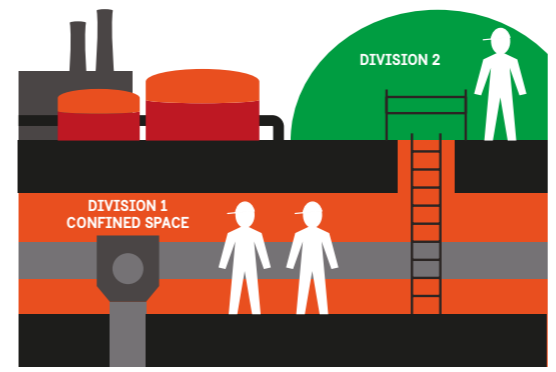


+ HAZARDOUS AREAS: WE TAKE CARE OF YOUR SAFETY

Ignition from lighting products can occur from either the heat of the lamp module or the activation switch, which can emit a spark when activated. The solution is to contain or reduce heat, and also isolate the switch in an airtight enclosure, preventing ingress of gases present in the environment.

HAZARDOUS AREA ELECTRICAL GUIDELINES					
	SUBSTANCE	TYPICAL ENVIRONMENTS	US CLASSIFICATIONS	EUROPEAN CLASSIFICATION	VOLATILITY*
CLASS I	Flammable Gasses, Vapors or Liquids (Acetylene, Hydrogen, Ethylene, Propane)	- Oil Refinery - - Paint Warehouse - - Offshore Oil Rig - - Spray Booth -	Division 1 (Hazard Likely)	Category 1 / Zone 0 (Hazard Certain)	MOST ↑ ↓ LEAST
			Division 2 (Hazard Not Likely)	Category 2 / Zone 1 (Hazard Likely)	
CLASS II	Combustible Dusts (Metals [Div.1 only], Coal, Grain)	- Coal Mine - - Grain Silo - - Munitions Factory - - Hay Storage Facility -	Division 1 (Hazard Likely)	Category 1 / Zone 20 (Hazard Certain)	
			Division 2 (Hazard Not Likely)	Category 2 / Zone 21 (Hazard Likely)	
CLASS III	Ignitable Fibers & Flyings (Machined Magnesium)	- Paper Mill - - Woodworking Facility - - Textile Mill - - Cotton Gin -	Division 1 (Hazard Likely)	N/A	
			Division 2 (Hazard Not Likely)	N/A	

* A torch certified to Category 1 (Zone 0) is safe for use in areas rated Category 2 (Zone 1) and Category 3 (Zone 2). Conversely the opposite is not possible. This information should be taken only as a guideline. Contact us for specific details on both, US and European Directives.




- DIVISION 1** Where volatile substances can exist all of the time or some of the time under normal operating conditions.
- DIVISION 2** Where volatile substances are not likely to exist under normal operating conditions.

PORTABLE LED WORKLIGHT SOLUTIONS

The Remote Area Lighting Systems from Peli brings several dynamic products to the market, offering up to 28 hours of bright LED light.*

The all-encompassing product line spans from the compact single head 9430 (that fits easily into confined spaces) to the four head 9470 (which is capable of turning night into day). Units employ a silent, rechargeable sealed battery, freeing users to work virtually anywhere, on or off the grid, without a generator. Each RALS is designed with LED technology to provide a better quality of light, high reliability and low energy consumption. The result is an energy efficient lighting solution with low long-term operating and maintenance costs.

* Stated run times based on low power setting and consecutive head activation. High power and simultaneous head use will lower total run time.

 Look for this icon for systems offering remote activation via a Bluetooth app



9455Z0

- LIGHT SOURCE//**
High Flux LEDs
- CLOSED DIMENSIONS//**
39 x 20 x 23 cm
(15.35" x 7.87" x 9.06")
- LIGHT HEAD HEIGHT (MAX.)//**
80 cm (31.50")
- BEAM SPREAD//**
125°
- CERTIFICATIONS//**
II 1G Ex ia op is IIC T4 Ga
- Full Time Battery Level Indication with low battery warning
 - High/Low/Flashing modes


NEW



 **1600** LUMENS RUN TIME **10h** UP TO

9490

- LIGHT SOURCE//**
High Flux LEDs
- DIMENSIONS//**
50.8 x 16.5 x 28.6 cm (20.0" x 6.5" x 11.25")
- LIGHT HEAD HEIGHT (MAX.)//**
182.8 cm (72.0")
- BEAM SPREAD//**
125°
- Deployable 1,83 m Mast
 - Intelligent Control (allows various light output levels)
 - Full time battery level indication with low level flashing indicator
 - Quick release / Hot swappable battery design with 12 volt power supply


 **6000** LUMENS RUN TIME **24h** UP TO



9480

- LIGHT SOURCE//**
High Flux LEDs
- DIMENSIONS//**
39.4 x 16.5 x 26 cm (15.5" x 6.5" x 10.25")
- LIGHT HEAD HEIGHT (MAX.) //**
60.3 cm (23.75")
- BEAM SPREAD//**
125°
- 3 pre-set light output levels
 - Full time battery level indication with low level flashing indicator
 - Quick release / Hot swappable battery design with 12 volt power supply




 **4000** LUMENS RUN TIME **28h** UP TO

9420

- LIGHT SOURCE//**
High Flux LEDs
- DIMENSIONS//**
73.6 x 0 x 0 cm (29" x 0.0" x 0.0")
- LIGHT HEAD HEIGHT (MAX.)//**
157.4 cm (62.0")
- BEAM SPREAD//**
58°
- Deployable 1,52 m Mast
 - High/Low Modes
 - 3 pre-set light output levels

- 9420XL Includes:**
- Blow-Moulded Case
 - Vehicle Charger
 - Spare Lithium-Ion Battery
 - Shoulder Strap

1000 LUMENS RUN TIME **4h** UP TO



9430

- LIGHT SOURCE//**
High Flux LEDs
- DIMENSIONS//**
40 x 20 x 23 cm
(15.75" x 7.87" x 9.06")
- LIGHT HEAD HEIGHT (MAX.)//**
82 cm (32.28")
- BEAM SPREAD//**
125°
- Large Area Coverage
 - Low Battery Warning System



3000 LUMENS RUN TIME **15h** UP TO

9430SL

- LIGHT SOURCE//**
High Flux LEDs
- DIMENSIONS//**
40 x 20 x 23 cm
(15.75" x 7.87" x 9.06")
- LIGHT HEAD HEIGHT (MAX.)//**
82 cm (32.28")
- BEAM SPREAD//**
Focused 10° Spot Beam
- 182 m Reach



2000 LUMENS RUN TIME **15h** UP TO



*For more information on the ATEX Zone 0 & 1 lights, see page 3

9440

- LIGHT SOURCE//**
High Flux LEDs
- DIMENSIONS//**
95 x 20 cm (37.4" x 7.87")
- LIGHT HEAD HEIGHT (MAX.)//**
215.8 cm (85.0")
- BEAM SPREAD//**
125°
- Deployable 2,13 m Mast
 - Battery level indicator



 **5300** LUMENS RUN TIME **8h** UP TO

9460

LIGHT SOURCE//
High Flux LEDs

DIMENSIONS//
59.1 x 35.6 x 23.5 cm
(23.25" x 14.00" x 9.25")

LIGHT HEAD HEIGHT (MAX.)//
201.9 cm (79.50")

BEAM SPREAD//
120°

- Dual USB power adapter
- Full time battery level indication with low level flashing indicator
- Housed in a Peli™ Protector Case™

LUMENS
12000
RUN TIME
24h
UP TO




9460M

LIGHT SOURCE//
High Flux LEDs


DIMENSIONS//
59.1 x 35.6 x 23.5 cm
(23.25" x 14.00" x 9.25")

LIGHT HEAD HEIGHT (MAX.)//
201.9 cm (79.50")

BEAM SPREAD//
120°

- Multi-Terrain Trolley
- 12volt Power Supply Port
- Housed in a Peli™ Protector Case™

LUMENS
12000
RUN TIME
24h
UP TO

9470

LIGHT SOURCE//
High Flux LEDs

DIMENSIONS//
62.9 x 50.8 x 29.8 cm
(24.75" x 20.00" x 11.75")

LIGHT HEAD HEIGHT (MAX.)//
208.3 cm (82.00")

BEAM SPREAD//
120°

- Dual USB power adapter
- Full time battery level indication with low level flashing indicator
- Housed in a Peli™ Protector Case™

LUMENS
24000
RUN TIME
24h
UP TO




9470M

LIGHT SOURCE//
High Flux LEDs


DIMENSIONS//
62.9 x 50.8 x 29.8 cm
(24.75" x 20.00" x 11.75")

LIGHT HEAD HEIGHT (MAX.)//
208.3 cm (82.00")

BEAM SPREAD//
120°

- Multi-Terrain Trolley
- 12volt Power Supply Port
- Housed in a Peli™ Protector Case™

LUMENS
24000
RUN TIME
24h
UP TO

9500

SPECIAL ORDERS ONLY

LIGHT SOURCE//
High Flux LEDs

DIMENSIONS//
41.4 x 10.4 cm (16.3" x 4.09")
(cylindrical)

BEAM SPREAD//
210°

- Shelter Lighting System
- White and Red LEDs in Each Head
- Daisy-Chain Up To Three Light Heads
- Housed in a Peli™ Protector Case™

LUMENS
6000
UP TO



9500 includes:
3 LED light heads, (3) 12' connector cables, hanging straps and AC power adapter in a Peli™ Protector Case™.



RAIS SPECIFICATIONS

MODEL	9420/XL	9430	9430SL	9440	9455Z0
LIGHT SOURCE	High Flux LEDs	High Flux LEDs	High Flux LEDs	High Flux LEDs	High Flux LEDs
LAMP HEADS	1	1	1	1	1
NO. OF LEDs	2	6	24	12	10
BEAM SPREAD	58°	125°	10°	125°	125°
BATTERIES	Rechargeable Lithium ion	12v Rechargeable, Sealed	12v Rechargeable, Sealed	Rechargeable Lithium ion	NiMH
CALCULATED LUMEN VALUE	1000*, 500***	3000*, 1500***	2000*, 1000***	5300*, 2800**, 1400***	1600*, 800***
BATTERY RUN TIME	2h*, 4h***	8h*, 15h***	8h*, 15h***	1h 50m*, 4h**, 8h***	5h*, 10h***
DIMENSIONS (CLOSED)	73.6 x 0 x 0 cm (29" x 0.0" x 0.0")	40 x 20 x 23 cm (15.75" x 7.87" x 9.06")	40 x 20 x 23 cm (15.75" x 7.87" x 9.06")	95 x 20 cm (37.4" x 7.87")	39 x 20 x 23 cm (15.35" x 7.87" x 9.06")
LIGHT HEAD HEIGHT (MAX.)	157.4 cm (62.0")	82 cm (32.28")	82 cm (32.28")	215.8 cm (85.0")	80 cm (31.50")
WEIGHT	3.81 kg (8.4 lbs.)	10.27 kg (22.65 lbs.)	10 kg (22.05 lbs.)	7.3 kg (16.09 lbs.)	7.3 kg (16.09 lbs.)
COLOURS	■	■ ■	■	■ ■	■
APPROVALS	CE, RoHS Compliant	CE, RoHS Compliant	CE, RoHS Compliant	CE, RoHS Compliant	II 1G Ex ia op is IIC T4 Ga

MODEL	9460/M	9470/M	9480	9490	9500 ^A
LIGHT SOURCE	High Flux LEDs	High Flux LEDs	High Flux LEDs	High Flux LEDs	High Flux LEDs
LAMP HEADS	2	4	1	1	3
NO. OF LEDs	20	40	8	10	24 white/12 red (per head)
BEAM SPREAD	120°	120°	125°	125°	210° Diffused
BATTERIES	12v Rechargeable, Sealed	12v Rechargeable, Sealed	12v Rechargeable, Sealed Lead Acid SLA	12v Rechargeable, Sealed Lead Acid SLA	N/A
CALCULATED LUMEN VALUE	12000*, 2000***	24000*, 4000***	4000*, 3000**, 1000***	6000*	1200 (red LED) 6000 (white LED)
BATTERY RUN TIME	3h*, 24h***	2.75h*, 24h***	6h*, 8h**, 28h***	3.5h*, 12h**, 24h***	N/A
DIMENSIONS (CLOSED)	59.1 x 35.6 x 23.5 cm (23.25" x 14.00" x 9.25")	62.9 x 50.8 x 29.8 cm (24.75" x 20.00" x 11.75")	39.4 x 16.5 x 26 cm (15.5" x 6.5" x 10.25")	50.8 x 16.5 x 28.6 cm (20.0" x 6.5" x 11.25")	41.4 x 10.4 cm (16.3" x 4.09") (cylindrical)
LIGHT HEAD HEIGHT (MAX.)	201.9 cm (79.50")	208.3 cm (82.00")	60.3 cm (23.75")	182.8 cm (72.0")	N/A
WEIGHT	27.7 kg (61.00 lbs.)	47.6 kg (105 lbs.)	12.47 kg (27.5 lbs.)	14.51 kg (32.0 lbs.)	13.5 kg (29.8 lbs.)
COLOURS	■ ■	■ ■	■ ■	■ ■	■
APPROVALS	CE, RoHS Compliant	CE, RoHS Compliant	CE, RoHS Compliant	CE, RoHS Compliant	CE, RoHS Compliant

*High | **Medium | ***Low | ^A Figures calculated from LED manufacturer data | Additional approvals may apply. For details go to www.peli.com

RAIS ACCESSORIES

9420/XL	9430	9430SL	9440	9455Z0
9421 - Replacement Battery	9430TP - Tripod	9430TP - Tripod	9446 - 12/24v DC Vehicle Charger	1460AALG - 1460 Case with Custom Fit Foam
9422 - DC Vehicle Charger Cord	9432 - Backpack	9432 - Backpack	9447 - 12/24v Vehicle Charger	
9423EU - Mains charger	9433B - Socket Adaptor	9436 - 12/24V Vehicle Charger	9483 - Power Supply Assembly	
9424 - Charger Cradle	9436B - 12/24V Vehicle Charger	9437 - Gen I Extension Cord (Blue Connector) 118 inches (3m)		
9427 - Shoulder Strap	9437B - Extension Cord (Black Connector) 118 inches (3m)			
	9438B - Universal Charger			
	9483 - Power Supply Assembly			

9460/M	9470/M	9480	9490	9500
9466 - 12/24v Vehicle Adaptor	9466 - 12/24v Vehicle Adaptor	9447 - 12/24v Vehicle Charger	9447 - 12/24v Vehicle Charger	N/A
9466B - 12/24V Vehicle Charger	9467 - Gen II Extension Cord (Green Connector) 118 inches (3m)	9483 - Power Supply Assembly	9483 - Power Supply Assembly	
9467 - Gen II Extension Cord (Green Connector) 118 inches (3m)		9487 - Padded Shoulder Strap	9487 - Padded Shoulder Strap	
		9489 - Powerpack	9489 - Powerpack	